



# ZZZ 181

VELUX®



Template for handle



1) Place the template on the middle of the bottom frame and mark the three points




2) Bore a hole on the middle marking point with a flat nose Ø12 bore in a depth of 39mm +/- 1mm




3) Mount the handle, remember the extra bottom plate for handle. Use 4x35mm screws




4) Striking plate mark:  
G = GGL and VES GZL  
Z = V21 GZL



5) Mount the striking plate centered below the handle




5<sub>GZL</sub>) Remove the GZL striking plates



6<sub>GZL</sub>) Mount the GZL caps



5<sub>GGL</sub>) Remove the GGL striking plate



6<sub>GGL</sub>) Dismount GGL headlock, mount lock tablet, and remount headlock.



7<sub>GGL</sub>) Mount the barrel bolt bushing